



Traffic updates






September 01, 2020

Your safety on our roads is a shared responsibility at Brightlands Chemelot Campus! Together we need to create a safe environment. So we would like to remind you of some applicable traffic rules.

If you have any questions after reading this information, please contact the Brightlands Safety, Health and Environment department: she.ccampus@brightlands.com .

Traffic rules on the Chemelot Campus are sometimes different from the ones that apply to public roads!

Did you know that:

- The entire Campus is governed by the Dutch Road Traffic Act 1994. The speed limit on the Campus is 30 km/h, except for the shared space zones (walking pace speed). 
- Parking is permitted solely in the areas specified in Section 5.3, Vehicle access, of the BCC regulations. *Vehicles must reverse into suitable parking spaces in all parking areas throughout the Campus, with the exception of the covered car parks. Reversing into parking spaces is forbidden in Visitor covered car park P10, under the Center Court G122-200 (due to the herringbone parking space layout).* 
- The parking spaces in front of Gate 2 are 'kiss and ride' zone P9a and P9b parking spaces. Vehicles may not park in these spaces for longer than 15 minutes.
- You have to cross a speed bump at a walking pace. Do not avoid speed bumps! It is meant to lower your speed, not for mowing our lawns. 
- We have a new one-way traffic system at the parking P5. Respect this for everybody's safety. 
- In the car park P8, respect the one-way driving direction. Keep driving left if you want to drive to another level or to a parking place.
- Parking on or next to the Campus roads or shared space (pedestrian area) is forbidden, except in the logistics parking spaces at the buildings and in the parking spaces for disabled persons. Exceptions to this rule are allowed solely with specific permission from the Duty Officer or the BCC management. Short-term parking for loading and unloading purposes is permitted on the entire campus.
- No cars are allowed in the shared space zones! Only cyclists, pedestrians and vehicles of logistic companies and suppliers for the loading and unloading of goods are allowed. And of course vehicles for emergency services. All of them have to enter the shared space at walking pace speed! 

Parking for visitors:

- Car parking P10, Center Court, is reserved for visitors to the campus. A limited number of parking spaces have been reserved for employees of Center Court companies. The car park has one parking space for disabled visitors. The car park has three charging points that are reserved for use, free of charge, by visitors. Center Court employees with an E-car must charge their vehicle in car park P8. 14.
- Event visitors may park their cars in car park P10 and/or car park P8 (areas can be cordoned off for visitors via BCC Events).

Parking for campus residents, temporary employees of campus based companies:

- All campus-based employees and temporary employees of campus-based companies may park in parking areas P2, P5, or P8. These persons can access the campus via the left entrance (barriers) at Gate 2.
- Car park P8 and parking area P5 may also be used by visitors if the car park P10, Center Court, is full.
- The ten car charging points in car park P8 may be used by employees / visitors / contractors with an electric car. The maximum permitted charging time is four hours. The charging points are operated with the driver's personal charging pass. This charging pass must be suitable for use with an EV Box. Most charging passes are suitable for these boxes. Users of E-cars must possess or have made arrangements for the use of a charging pass. The power consumption (kWh) is charged directly to the user: Brightlands Chemelot Campus is not involved.
- Disabled campus-based employees should apply to the Manager Operations for permission to use the parking spaces for disabled persons. The campus has eight parking spaces for disabled persons. Disabled persons who have been issued a disabled persons parking pass may not park in a logistics parking space.
- Permission to park in car park P10, Center Court:
 - Disabled persons should apply to the Manager Operations for permission to park in the parking spaces for disabled persons in the Center Court car park. They will then need to show their disabled persons pass.
 - Persons seeking temporary permission to park in the Center Court car park must request written permission from the Brightlands COO.
- Lonza, Mitsubishi Engineering Plastics and Chemelot InScite visitors may park in the parking spaces next to buildings 14/17/18/19, parking area P7. Parking area P6 is reserved for the employees of buildings 14-17-18 and 19. Parking area P4 is reserved for Arlanxeo employees and visitors.



- Parking area P1 is reserved for Sitech and Lonza employees. This parking area is closed off with a barrier equipped with a card reader. This parking area may only be used by authorized persons.

Students:

- Students may only park their vehicles in parking area P2. Students with a scooter that cannot pass through the Gate 2 cycle access must park their scooter at the motorcycle parking station in parking area P2. They should then walk along the cycle route to the pedestrian tourniquet at parking area P2 for access to the campus.

Contractors:

Contractor employees without materials in their vehicle should park their vehicle in parking area P2, parking area P3, parking area P5, or in the OC parking spaces. They may not park in the logistics parking spaces on the campus.

Contractor employees who carry out work and carry materials/tools in their vehicle should park in the designated logistics parking spaces on the campus. Parking in the logistics square, where relevant, of the building where the work is to be carried out is allowed after permission from the relevant tenant. 48 logistics parking spaces are available.

Vehicles taller than 3.80 m and/or heavier than 3.5 tonnes:

Vehicles taller than 3.80 m may not access the Campus via Gate 2: they must use Gate 1. Vehicles access the Campus via the North Gate or the South Gate, depending on their destination. Instructions and road maps are available at Gate 1.